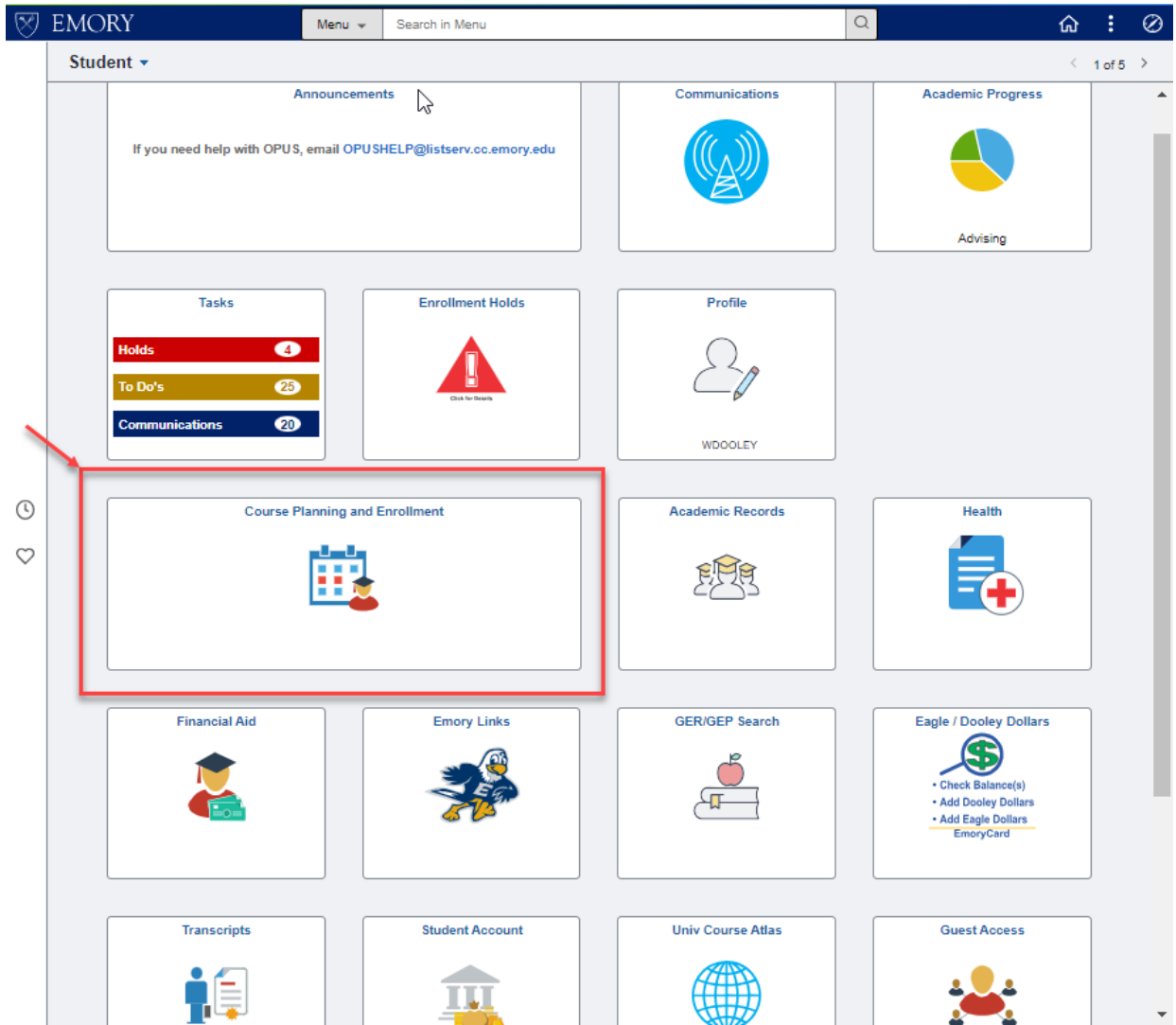
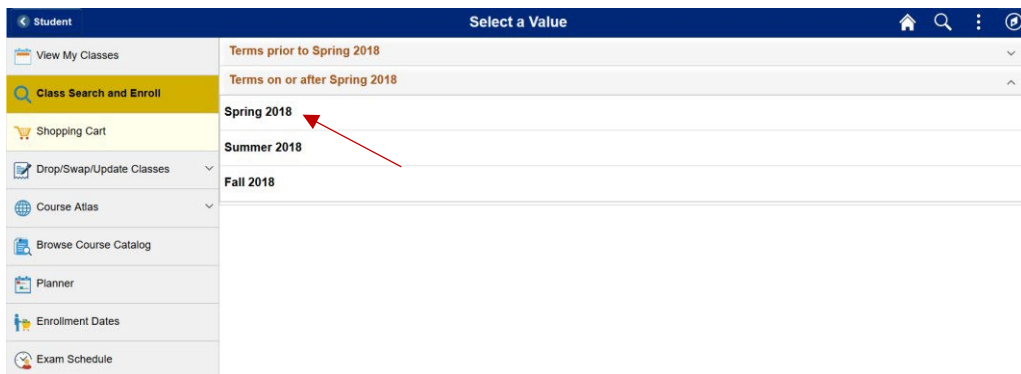


OPUS – ENROLL IN CLASSES



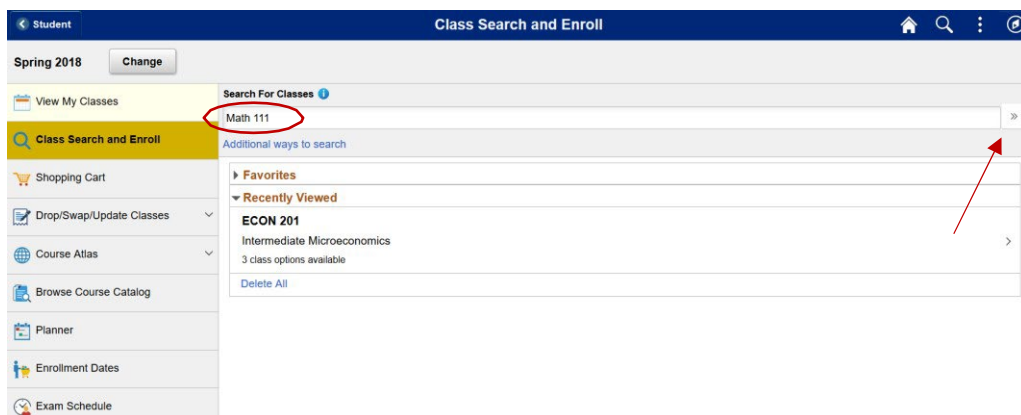
Select the “Course Planning and Enrollment” tile to *enroll in classes*.



The enrollment process begins with the “Class Search and Enroll” option.

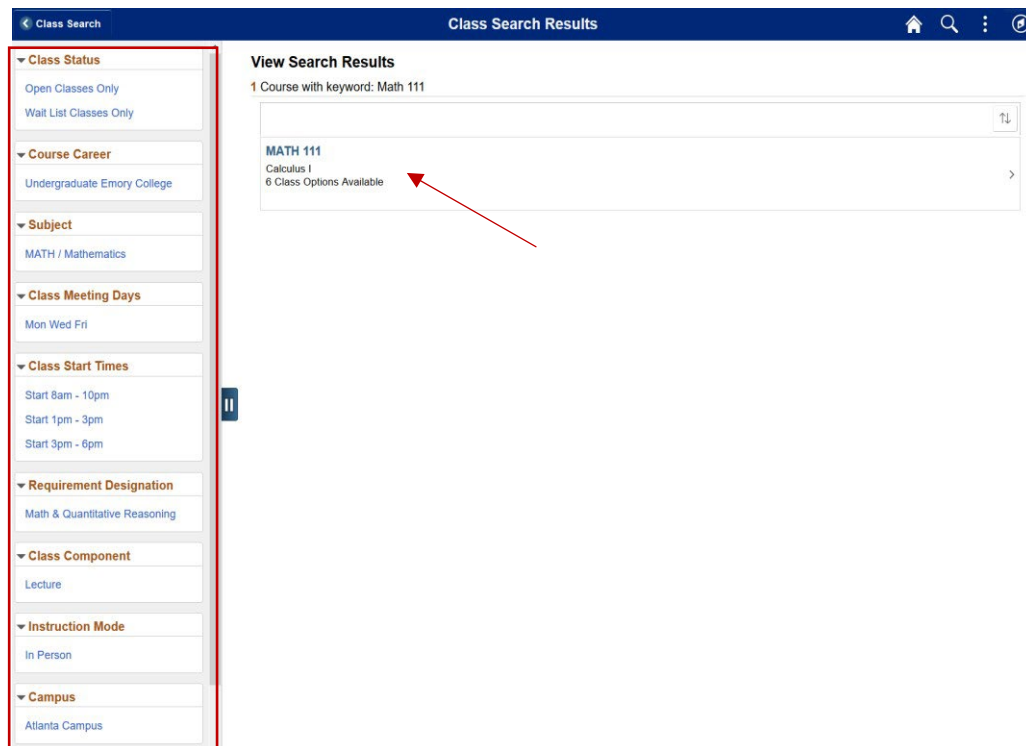
Select the Term for which you are enrolling.

OPUS – ENROLL IN CLASSES



Enter the search criteria in the “Search For Classes” search bar and click the “>>”.

Under the “Recently Viewed” section, you will see classes you have recently searched for and selected. This feature provides a convenient way to view class options for a previously searched class.



Search for class MATH 111 shows that there are six class options (sections) available for this course.

On the left are criteria for further filtering the search results.

Select MATH 111 to see all of the class options.

OPUS – ENROLL IN CLASSES

MATH 111
Calculus I
★ Add to favorite courses
▾ Course Information
▾ Class Selection

Select a class option ⓘ Selected Filters 6 options

Option	Status	Session	Class	Meeting Dates	Days and Times	Room	Instructor	Seats
1	Open	Regular Academic Session	Lecture - 1862 - 1	01/17/2018 - 04/30/2018	Monday Wednesday Friday 8:00AM to 8:50AM	Math & Science Center - W301	Allison Louie	Open Seats 1 of 28
2	Open	Regular Academic Session	Lecture - 1867 - 6	01/17/2018 - 04/30/2018	Monday Wednesday Friday 5:00PM to 5:50PM	Math & Science Center - W303	Alex Viguerie	Open Seats 13 of 38
3	Wait List	Regular Academic Session	Lecture - 1864 - 3	01/17/2018 - 04/30/2018	Monday Wednesday Friday 3:00PM to 3:50PM	Math & Science Center - W304	Madeline Locus Dawsey	Waitlist Available Places 999 of 999
4	Wait List	Regular Academic Session	Lecture - 1865 - 4	01/17/2018 - 04/30/2018	Monday Wednesday Friday 4:00PM to 4:50PM	Math & Science Center - W304	Sumit Chandra Mishra	Waitlist Available Places 999 of 999
5	Wait List	Regular Academic Session	Lecture - 1863 - 2	01/17/2018 - 04/30/2018	Monday Wednesday Friday 9:00AM to 9:50AM	Math & Science Center - W303	Erin Carmody	Waitlist Available Places 999 of 999
6	Wait List	Regular Academic Session	Lecture - 6136 - 7	01/17/2018 - 04/30/2018	Monday Wednesday Friday	Math & Science Center - W301	Massimiliano Lupu Pasini	Waitlist Available Places 999 of 999

Select a Class Option

Each class option shows information such as Class Status, Session, Class Component, Meeting dates and times, Room Assignment, and instructor.

The Class Status shows us that two of the classes are open, three are waitlisted, and one is closed.

To enroll in a class select one of the class options.

MATH 111
Calculus I
★ Remove from favorite courses
▾ Course Information

Limits, continuity, derivatives, antiderivatives, the definite integral.

Units 3.00
Grading Student Option
Components Lecture
Course Career Undergraduate Emory College

Expand the “Course Information” section to see a description of the course.

Spring 2018
Undergraduate Emory College
Emory University

Exit Class Search and Enroll Next >

1 Review Class Selection Visited

2 Review Class Preferences Not Started

3 Enroll or Add to Cart Not Started

4 Review and Submit Not Started

Step 1 of 4: Review Class Selection

You have selected
MATH 111 Calculus I

Option Status Open

Class	Session	Meeting Dates	Days and Times	Seats
Lecture - 1867 - 6	Regular Academic Session	01/17/2018 - 04/30/2018	Monday Wednesday Friday 5:00PM to 5:50PM	Open Seats 13 of 38

When you select your class option you will then be guided through a series of steps to enroll in the class.

Step 1 is to review your selection.

Once reviewed, click the “Next” button to proceed to the next step.

Spring 2018
Undergraduate Emory College
Emory University

Exit Class Search and Enroll < Previous

1 Review Class Selection Complete

2 Review Class Preferences In Progress

3 Enroll or Add to Cart Not Started

4 Review and Submit Not Started

Step 2 of 4: Review Class Preferences

MATH 111 Calculus I
Lecture - 1867 - 6 - Open

Add to waitlist if class is full? No

Permission Number

Grading Basis
Graded

Requirement Designation - Mathematics and Quantitative Reasoning
 Take Requirement Designation

Accept

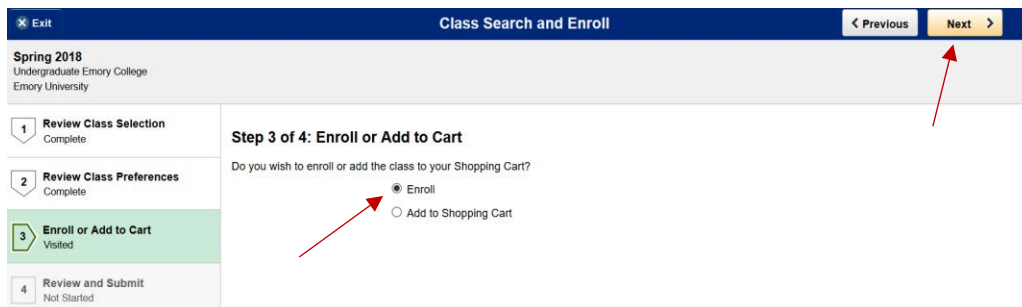
Step 2 is to review the class preferences.

Here you can indicate your desire to be placed on a waitlist if a class is full (in waitlist status).

If a class allows enrollment only by permission, here you can enter a permission number if you have been granted permission.

Here you can also change the grading basis for a class

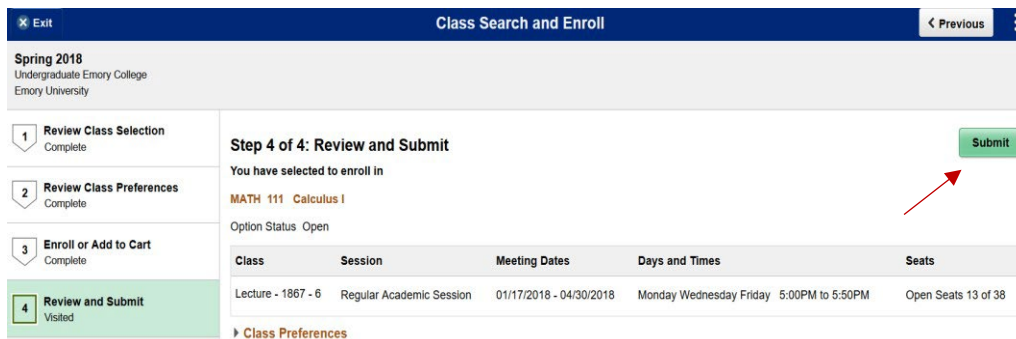
Once you have completed your preference selections click the “Accept” button to proceed to the next step.



Step 3 gives you the option to either enroll in the class or add the class to your shopping cart for enrollment later.

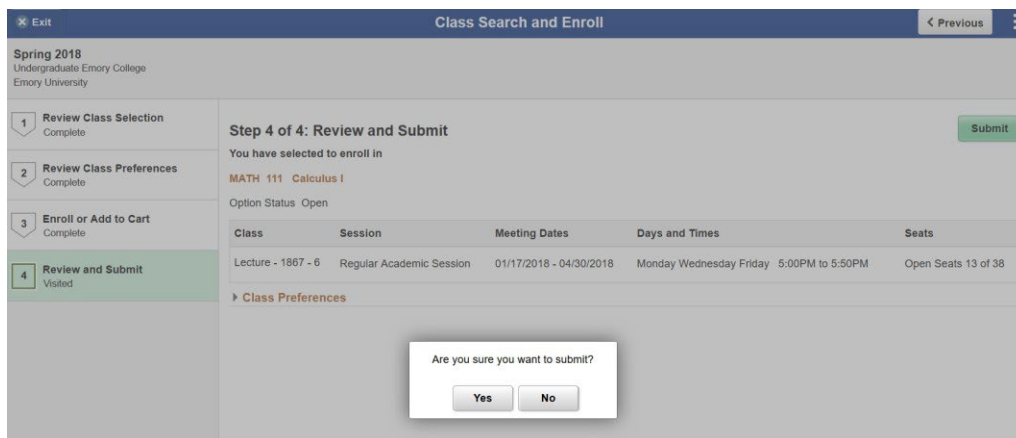
Select the “Enroll” option.

Click the “Next” button to proceed to the next step.



Step 4 is a final review and submission of your enrollment request.

After reviewing, click the “Submit” button.



Select “Yes” to confirm that you want to submit this enrollment or “No” to cancel.

OPUS – ENROLL IN CLASSES

The screenshot shows a web interface for a student. At the top, there is a blue header with the text "OPUS – ENROLL IN CLASSES". Below this is a dark blue navigation bar with "Student" on the left, "Confirmation" in the center, and icons for home, search, and a menu on the right. The main content area has a light gray background. On the left side, there is a vertical sidebar with several menu items: "View My Classes", "Class Search and Enroll" (highlighted in yellow), "Shopping Cart", "Drop/Swap/Update Classes", "Course Atlas", "Browse Course Catalog", "Planner", "Enrollment Dates", and "Exam Schedule". The main content area displays a confirmation message for "MATH 111 - Calculus I". The message includes a green checkmark icon and states: "You are required to take this requirement designation for this class. The requirement designation option has been set to yes. You have already taken this class. You have now exceeded the repeatable limit for this class. Verify that this class will apply toward your course of study." Below the message are two links: "Return to Class Search Results" and "Return to Keyword Search Page".

You should then receive a message stating that your enrollment was successful.