


Configuration for Outlook App on Apple Device

1. Go to App Store and download the Outlook App. See below



2. Tap on **Outlook** App and choose **Get Started**.

●●●● Verizon 11:37 AM 100%



Outlook

A better way to manage your email.

Get Started

[View our Privacy Policy](#)

3. It may ask for notification pushes choose appropriately.

Verizon 11:37 AM 100%



Get Notified

Don't miss out on important emails or calendar events

No Thanks Notify Me

4. Enter your complete email address.

Verizon 11:37 AM 100%

Add Account ?

Enter your work or personal email.

Email Address

Add Account

Microsoft may email you about Outlook Mobile. You can unsubscribe at any time. [Privacy Statement](#)



Emory Primary Email Address:

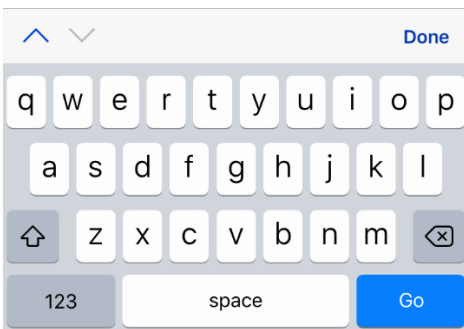
- Emory University (@emory.edu)
- Emory Healthcare (@emoryhealthcare.org)

jkriener@emory.edu

.....

Sign in

This system is intended for authorized users only, and unauthorized use is strictly prohibited. By proceeding, you are acknowledging your agreement to these [terms and conditions](#).

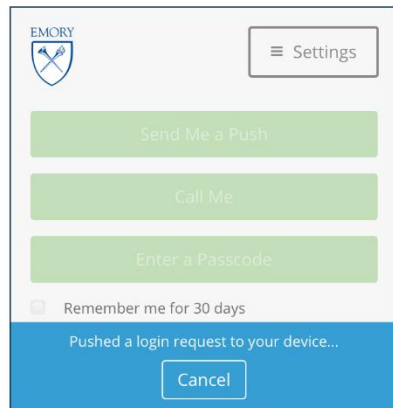


5. It will prompt you for DUO Authentication and you may choose how you wish to Authenticate.

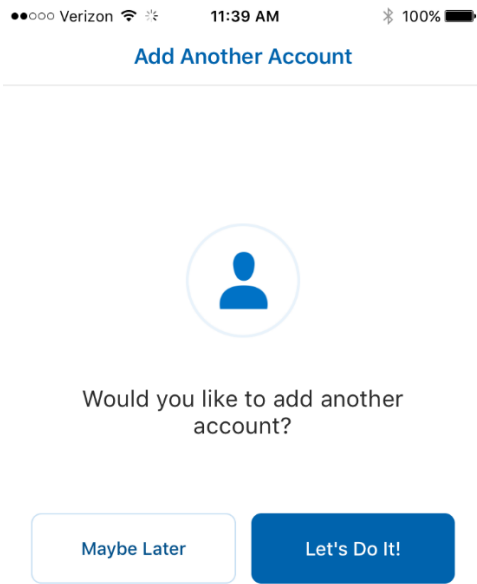


Welcome EMORYUNIVAD\JKRINER

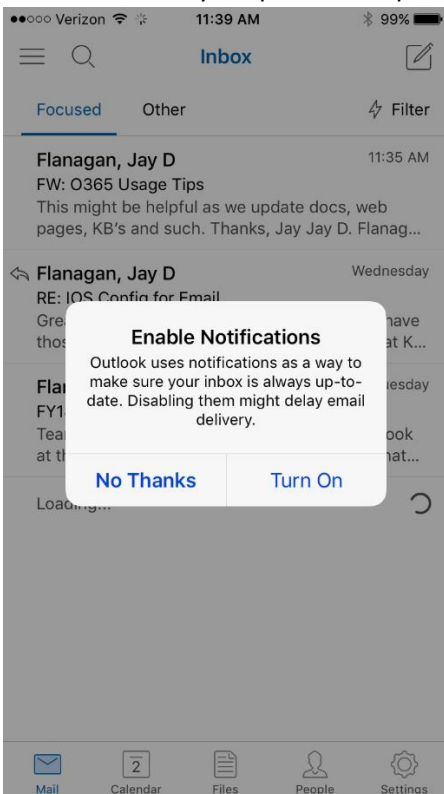
For security reasons, we require additional information to verify your account



6. You may be prompted to add another account choose maybe later.



7. It will now load your profile and prompt you for Enabling Notifications.



8. Your Emory Mail is now configured.

