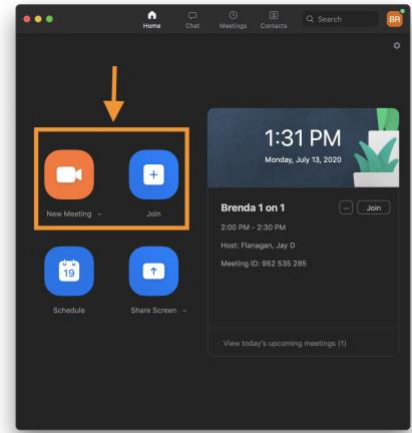


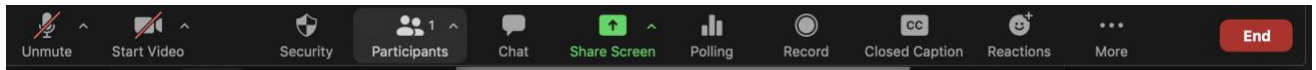


Call Out to a H.323 / SIP Device

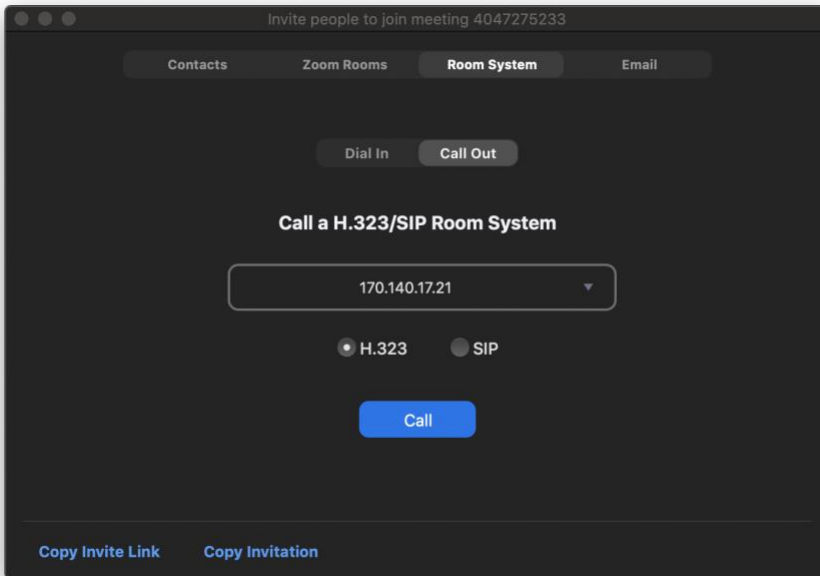
1. Sign into the Zoom meeting client via SSO
2. Start a Zoom meeting or Join a meeting



3. To invite a room system (Cisco MCU, Cisco, Polycom, Tandberg) while in a meeting, click on **Participants**



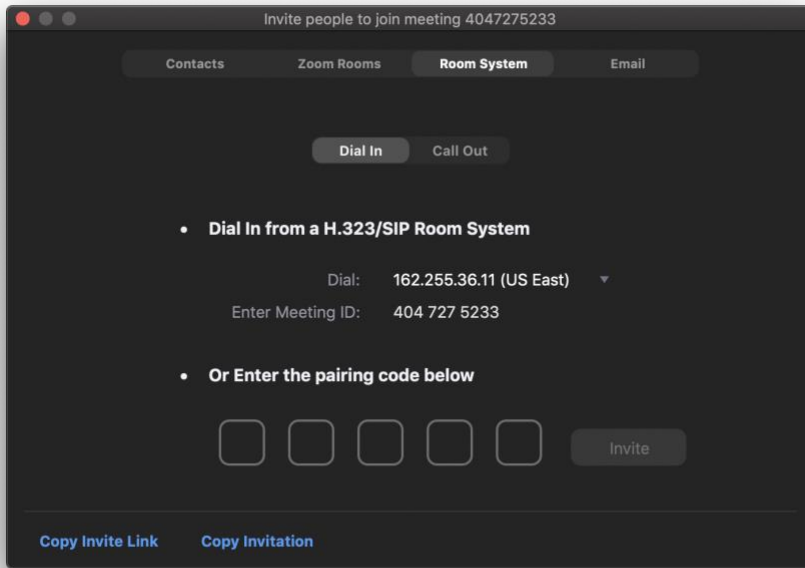
4. Click on **Invite** at the bottom of the participant window
5. Click on the **Room System** tab
6. Select the **Call Out** tab
7. Enter the IP or SIP address of the device you would like to call and the device type (**H.323 or SIP**)
8. Press **Call**





Dial in From an H.323 / SIP Device

1. From the H.323 / SIP device, dial Zoom's IP address 162.255.36.11 or 162.255.37.11



2. Enter the Meeting ID and Password with the device's remote control

-Or -

3. Enter the Pairing Code shown on the H.323 / SIP device in the Zoom meeting client window
4. Click on **Invite**